



Dayananda Sagar College of Dental Sciences,  
Shavige Malleshwara Hills, Kumaraswamy Layout, Bengaluru

**Metric no. 4.2.1 List of facilities available for patient care, teaching-learning and research**

Sl.no	Item	Details
1.	Teaching hospital	Sevashrama, Sagar Hospital, CDSIMER medical college
2.	Clinical Equipments	available in all clinical departments
3.	Laboratory Equipments	Available in all Basic Science department
4.	Facilities for Advanced research	Research facilities available in all clinical departments ;
5.	Out patient services	Consultation, Basic and advanced treatment like Extractions, Xray imaging, esthetic restorations, caries restorations, dentures, crown and bridges, root canal treatment, orthodontic treatment etc
6.	Inpatient services	Attached to Sagar Hospital for advanced surgeries and patient requiring hospital admission
7.	Speciality Clinic	(VIP clinic) comprehensive dental care
8.	X-ray services	OPG, Digital Xray, RVG etc, Portable Xray
9.	Application Softwares	3d Nimoceph Software, Sidexis And Carestream, DMS patient management software
10.	Dental Museum	Anatomy museum, Pediatric Museum and Public health museum

**PRINCIPAL**  
Dayananda Sagar College of Dental Sciences  
Kumaraswamy Layout,  
Bangalore - 560 078,



Dayananda Sagar College of Dental Sciences,  
Shavige Mallechwara Hills, Kumaraswamy Layout, Bengaluru

**LIST OF SEMINAR HALLS AND LECTURE HALLS LINKED WITH ICT FACILITIES**

Serial No.	Floor	Description	ICT facility
1	Ground floor	Seminar hall- Oral Medicine and Radiology	LCD and Wi-Fi
2	Ground floor	Seminar hall- Public health dentistry	LCD and Wi-Fi
3	First floor	Seminar hall- Oral and Maxillofacial Surgery	LCD, Wi-Fi and videoconferencing
4	Second floor	Seminar hall- Conservative and Endodontics	LCD and Wi-Fi
5	Third floor	Seminar hall- Prosthodontics	LCD and Wi-Fi
6	Fourth floor	Seminar hall- Periodontics	LCD and Wi-Fi and Desktop
7	Fifth floor	Seminar hall- Orthodontics	LCD Wi-Fi and videoconferencing
8	First floor	Lecture hall 1 – Heritage building	LCD, Wi-Fi and Audio System
9	Digital library Basement	AV room	LCD, Wi-Fi and Audio System

**PRINCIPAL**  
Dayananda Sagar College of Dental Sciences  
Kumaraswamy Layout,  
Bengaluru - 560 078.



Dayananda Sagar College of Dental Sciences,  
Shavige Malleshwara Hills, Kumaraswamy Layout, Bengaluru

**TOTAL NUMBER OF ICT ENABLED CLASSROOM, SEMINAR HALL AND LECTURE HALL**

Sl no	Item	Quantity in numbers
1	Total no. of classrooms with projectors, Wi-Fi, CCTV cameras	4
2	Lecture Hall with wifi and LCD with speakers	1
3	Seminar halls with LCD and Wi-Fi	9
4	Teleconferencing facility	2

**PRINCIPAL**  
Dayananda Sagar College of Dental Sciences  
Kumaraswamy Layout,  
Bangalore - 560 078.

## DAYANANDA SAGAR COLLEGE OF DENTAL SCIENCES.

BANGALORE-78

### List of Departmental Library Books.


Dept. of Oral Medicine & Radiology

Sl.No.	ACC.NO.	TITLE	AUTHOR
01	1021	A text book of Oral Pathology 4 <sup>th</sup> . Edn.	William. G
02	545	Tobacco Related Mucosal lesions 1993	T.C. Mehta
03	757	The Temperomandibular joint and Related Orofacial Disorders 1995	Francis . M. Bush
04	843	Atlas of Disease of the Oral Cavity 1995	Pindborg
05	84	Oral Cancer and Pre Cancer 1980	Pindborg
06	700	Colour Guide Oral Medicine 1994	Scully .C & Cawson.
07	740	Colour Atlas of Oral Medicine 2 <sup>nd</sup> edn	Tyldesley william.
08	383	Burket's Oral Medicine 9 <sup>th</sup> edn	Malcom
09	836	Colour Atlas of Common Oral diseases 2 <sup>nd</sup> edn	Robert.P Longlais
10	1023	Oral Radiology 4 <sup>th</sup> edn	White & Pharoah
11	659	Oral Radiology 3 <sup>rd</sup> ed	P.W. Goaz
12	246	Different of Diagnosis Of Oral lesions 1989	Noorman.K
13	777	Dental Radiology -1 <sup>st</sup> ed	Gupta.L.C. &Mehta
14	491	Immunology-3 <sup>rd</sup> ed	J.M. Roitt & others
15	913	Atlas of Oral Diagnostic Imaging -1 <sup>st</sup> ed.	Tomomitsu Higashi
16	105	Oral & Maxillofacial Pathology 2 <sup>nd</sup> ed	Brad .W. Naville
17	703	Essentials of Dental Radiography & Radiology -1 <sup>st</sup> ed.	Ericwhaites, Cawson
18	1548	Essentials of Pharmacology for Dental Students	K.D. Tripathi
19	1194	Burket's Oral Medicine -10 <sup>th</sup> edn	Marlin .S. Greenberg
20	270	Principles & Practice of Medicine	Davidson
21	517	Principles of Internal Medicine	Wilson & others
22	518	Principles of Internal Medicine Vol. 1	Wilson & others

**PRINCIPAL**

Dayananda Sagar College of Dental Sciences  
Kumaraswamy Layout,  
Bangalore - 560 078

23	1271	Pharmacology & Pharmacotherapeutics	R.S. Satoskar
24	1192	Oral Radiology-5 <sup>th</sup> edn	White & Pharoah
25	1507	Shafer's T.B. of Oral Pathology	R. Rajendran
26	1377	Differential diagnosis of Oral & Maxillo facial lesion	N. K. Wood & Goaz
27	1317	Essentials of Oral Pathology & Oral Medicine	Cawson
28	1551	Medical Emergencies in the Dental Office	Malamad
29	945	Robbins Pathologic basis of disease	Ramzis Cottran
30	143	Medical Physiology	Guyton
31	1496	T.B. of Microbiology-7 <sup>th</sup> edn	Anathnarayan
32	1529	Human Anatomy-vol. 3	B.D. Chaurasia
33	97	Varley's Practical Clinical Biochemistry	Gowenlock
34	1374	The Dental Hygienists Guide Nutritional Care-2 <sup>nd</sup> edn.	Cynthia .a. Steagman
35	1799	Burket's Oral Medicine-11 <sup>th</sup> edn.	Martin. S. Greenbe
36	1801	Oral Pathology	J. A. Regezi
37	1802	Fundamentals Physics and Radiology	W.J. Meredith
38	207	Oral Diseases in the Tropics	S.R. Prabhu
39	208	Stones Oral & Dental diseases	E. Desmond Furner & others
40	209	Stones Oral & Dental Diseases	--"
41	210	Stafne's Imaging of the Mouth & Jaws	Edward .V. Zegarelli
42	211	Diagnostic Imaging of the Jaws	Robert .P. Langlevis
43	212	Diagnosis of diseases of the mouth & Jaws	Robert .P. Langlevis
44	1803	Oral Radiology-6 <sup>th</sup> . Edn.	S.C. White & Phureah
45	1804	Diseases of the Oral Mucosa & the Lips	Konrad Bork & others
46	659	Oral Radiology	Paul Goaz & white

  
**PRINCIPAL**  
 Dayananda Sagar College of Dental Sciences  
 Kumaraswamy Layout,  
 Bangalore - 560 078.

**DAYANANDA SAGAR COLLEGE OF DENTAL SCIECNES.**  
**BANGALORE-78**

**List of Departmental Library Books.**

**Dept. of Orthodontics**

Sl. No	Name Of Textbook	Author	Edition	Original	Xerox
1.	A Textbook Of Orthodontics	Houston, Stephens, Tulley	2 <sup>nd</sup> Edition	1	
2.	Biological Mechanisms Of Tooth Movement	Vinod Krishnan, Ze'ev Davidovitch			
3.	Design, Construction And Use Of Removable Orthodontic Appliances	Philip Adams		1	
4.	Rapid Maxillary Expansion	Donald J. Timms		1	
5.	The Alexander Discipline	Wick Alexander		1	
6.	Textbook Of Orthodontics	Ms Rani	3 <sup>rd</sup> Edition	1	
7.	Biology Of Tooth Movement	Norton And Burstone		1	
8.	Dentofacial Orthopedics With Functional Appliances	Graber, Rakosi, Petrovic	2 <sup>nd</sup> Edition	1	
9.	Clinical Removable Partial Prosthodontics	Stewrt, Rudd, Kuebker		1	
10.	Orthodontic Concept And Strategies	Vander Linden		1	
11.	Esthetic Orthodontics: Orthognathic Surgery	Sarver		1	
12.	Twin Block Functional Therapy	Clark			
13.	The Begg Appliance And Techniques	Ggt Fletcher		1	
14.	Orthodontics And Occlusal Management	Shaw			
15.	Systemized Orthodontic Treatment Mechanics	Mclaughlin, Bennett, Trevisi		1	
16.	Orthodontics: Current Principles And Techniques	Graber, Vig, Vanarsdall			1
17.	Cleft Lip And Palate	Berkovitz	2 <sup>nd</sup> Edition	1	
18.	Applications Of Orthodontic Mini	Jong Sukhee, Kook		1	

**PRINCIPAL**

Dayananda Sagar College of Dental Sciences  
Kumaraswamy Layout,  
Bangalore - 560 078.

	Implants	Kim, Chel Park, Vanarsdall			
19.	Synopsis Of Orthodontics	Ms Rani	2 <sup>nd</sup> Edition	1	
20.	Craniofacial Development	Sperber		1	
21.	Manual Of Tmj Disorders	Wright	2 <sup>nd</sup> Edition	1	
22.	Self Ligation In Orthodontics	Eliades, Pandis		1	
23.	Temporary Anchorage Device	Nanda		1	
24.	Orthodontics In A Glance	Gill		1	
25.	Yearbook Of Dentistry	Merkin, Berry, Jeffcoat	1999	1	
26.	Yearbook Of Dentistry	Hatcher, Boghosian	2001	1	
27.	Human Embryology	Inderbir Singh	6 <sup>th</sup> Edition	1	
28.	Dental Dictionary	Nimesh Nimaya	1 <sup>st</sup> Edition	1	
29.	O Atlas	Ursula Wirtz		1	
30.	Removable Orthodontics Appliances	Dr. M.S. Rani	2 <sup>nd</sup> Edition	1	
31.	Twin Block Functional Therapy	Clark	2 <sup>nd</sup> Edition		1
32.	Edgewise Orthodontics	Thurrow			1
33.	Tip Edge Orthodontics	Richard Parkhouse			1
34.	Radiographic Cephalometry	Jacobson			1
35.	Cephalometric File	Dr. Vinay Nagraj			1
36.	Modern Edgewise Mechanics And The Segmented Arch Technique	Dr. Charles J. Burstone			1
37.	Begg Orthodontic Theory And Technique	Begg	3 <sup>rd</sup> Edition		1
38.	Surgical Orthodontic Treatment	Proffitt			1
39.	Contemporary Treatment Of Dentofacial Deformity	Proffitt, White, Sarver			1
40.	Essentials Of La With Mcq's	Ghorpade		1	
41.	Wheeler's Dental Anatomy And Physiology Of Occlusion	Nelson Ash	9 <sup>th</sup> Edition	1	
42.	Biostatistics For Medical, Nursing, Paramedical	Indranarayana And Satyanarayana		1	
43.	Orthodontic Materials	Brentley And Eliades			1
44.	Mcq's In Orthodontics	Phulari		1	

**PRINCIPAL**  
 Dayananda Sagar College of Dental Sciences  
 Kurnaraswamy Layout,  
 Bangalore - 560 078

45.	Mcq's In Orthodontics	Phulari		1	
46.	Orthodontic Pearls	Larry W. White		1	
47.	Orthodontic Principles And Practice	Phulari		1	
48.	Orthodontic Principles And Practice	Phulari		1	
49.	Comprehensive Guide To Pgdee Basic	Chitguppi, Hell, Gandhilikar		1	
50.	Orthodontics Bds Solved Question Papers	Venkat Ramaiah		1	
51.	Orthodontics Bds Solved Question Papers	Venkat Ramaiah		1	
52.	Dental Express Prostho Fpd Solved Questions	Venkat Ramaiah		1	
53.	Textbook Of Orthodontics	Gurkeerat Singh	3 <sup>rd</sup> Edition	1	
54.	Textbook Of Orthodontics	Sridhar Premkumar		1	
55.	Textbook Of Orthodontics	Sandeep Goyal		1	
56.	Textbook Of Orthodontics	Sameer. E. Bishare			1
57.	Radiographic Cephalometry From Basics To Videoimaging	Alexander Jacobson			1
58.	Contemporary Treatment Of Dentofacial Deformity	Profitt And White			
59.	Orthodontics Current Principles And Techniques	Graber, Vig, Vanarsdall			1
60.	Orthodontics – State Of The Art, Essence Of The Science	Graber			1
61.	Retention And Stability In Orthodontics	Nanda, Burstone			1
62.	Edgewise Orthodontics	Raymond C. Thurow	4 <sup>th</sup> Edition		1
63.	Handbook Of Orthodontics	Moyers	4 <sup>th</sup> Edition		2
64.	Straight Wire: The Concept And Appliance	Andrews			1
65.	Systemized Orthodontics Treatment Mechanisms	Mclaughlin, Bennett, Trevisi			1
66.	Orthodontics – State Of The Art, Essence Of The Science	Graber			1
67.	Begg Orthodontics Theory And Technique	Kesling	3 <sup>rd</sup> Edition	1	
68.	Hands On Course On Preadjusted Edgewise Appliance	Dr. George Jacob Dr. T. Samraj			
69.	Current Controversies In Orthodontics	Birte Melsen			1


PRINCIPAL  
 Sugarc College of Dental Science  
 Bangalore  
 Bangalore - 560 078.



70.	Current Orthodontics Concepts And Techniques	Graber And Swain	2 <sup>nd</sup> Edition	1
71.	Clinical Orthodontics	Tweed		1
72.	Orthodontic Current Principles And Techniques	Graber Vig, Vanarsdall		1
73.	Current Orthodontics Concepts And Techniques	Graber And Swain		1
74.	Advanced Course In The Clinical Use Of The Begg Appliance	The Australian Begg Orthodontics Society		1
75.	Advanced Course In The Clinical Use Of The Begg Appliance	The Australian Begg Orthodontics Society		1
76.	Edgewise Orthodontics	Raymond C. Thurow		1
77.	The Invisalign System	Orhan C. Tuncay		1
78.	Biomechanics In Orthodontics	Ravindra Nanda		1
79.	Removable Orthodontic Appliance	T.M. Graber Bendrich Neumann	2 <sup>nd</sup> Edition	1
80.	Twin Block Functional Therapy	William J. Clark	2 <sup>nd</sup> Edition	1
81.	Comprehension Hands On Course On Mbt Treatment Mechanics	Dr. K. Saadashiva Shetty		1
82.	Orthodontics Principles And Practice	T. M. Graber	3 <sup>rd</sup> Edition	1
83.	Biomechanics In Orthodontics	Michael R. Marcotte		1
84.	Refined Begg For Modern Times	Dr. Vijay P. Jayade		1
85.	Current Controversies In Orthodontics	Birte Helsen		1
86.	Orthodontic Cephalometry	Athanasios E. Athanasios		2
87.	Edgewise Orthodontics	Raymond C. Thurow		1
88.	Invisible Orthodontics	Giuseppe Scuzzo Kyoto Takemoto		1
89.	Hands On Course On Surgical Orthodontics With Mbt Mechanics	Dr. Vijay P. Jayade		1
90.	The Alexander Discipline	R. G. Wick Alexander		1
91.	Orthodontic Treamnet Of The Class II Non-Compliant Patient	Moschos A. Papadopoulos		1

H  
**PRINCIPLES**  
 Dayananda Sagar College of Dental Science  
 Kumbharaewady  
 Bangalore - 560 075

92.	Orthodontic Treatment Mechanics And The Preadjusted Appliance	John C. Bennett Richard P. McLaughlin			1
93	Biological mechanism of tooth movement	Vinod krishnan		1	
94	Contemporary treatment of Dentofacial deformity	Profitt white and server		1	
95	Atlas of orthodontic and orofacial orthopedic	Ursula wirtz		1	
96	Atlas of comprehensive orthodontics vol-1			1	
97	Atlas of comprehensive orthodontics vol-2			1	


  
**PRINCIPAL**  
 Dayananda Sagar College of Dental Sciences  
 Kumaraswamy Layout,  
 Bangalore - 560 078.

**DAYANANDA SAGAR COLLEGE OF DENTAL SCIENCES.**  
**BANGALORE-78**

**List of Departmental Library Books.**

**Dept. of Prosthodontics**

Sl.No.	ACC.NO.	TITLE	AUTHOR
01	245	Fundamentals of Esthetics	Claude .R. Rufenacht
02	1705	Functional occlusion from TMJ to Smile	Peter .E. Dowson
03	1759	Contemporary fixed Prosthodontics	Stephen .F. Rossen
04	1049	Essential of Complete denture	Sheldon Winkler
05	1400	Clinical Removable partial Prosthodontics-2 <sup>nd</sup> edn	Kenneth. L Stewart
06	1978	Management of Temporomandibular Disorder & Occlusion-6 <sup>th</sup> edn	Jeffrey .P. Okeson
07	1710	Clinical Maxillofacial Prosthetics-2000	Thomas .D. Taylor
08	1138	Contemporary Implant Dentistry-2 <sup>nd</sup> edn	Carl .E. Misch
09	362	Prosthodontics treatment for edentulous	J.C. Hicky


  
**PRINCIPAL**  
Dayananda Sagar College of Dental Sciences  
Kuvempu Layout,  
Bangalore - 560 078.

**DAYANANDA SAGAR COLLEGE OF DENTAL SCIENCES.**  
**BANGALORE-78**

**List of Departmental Library Books.**

**Dept. of Pedodontics**

Sl.No.	ACC.NO.	TITLE	AUTHOR
01	381	Pediatric Operative Dentistry	Kennedy. D.B.
02	2028	Dentistry for the child of adolescent	McDonald
03	2344	T. B. of Pedodontics-2 <sup>nd</sup> edn	Shobha Tandon
04	1060	Clinical Pedodontics-4 <sup>th</sup> edn	Finn
05	1476	Pediatric Dentistry-4 <sup>th</sup> edn	Jimmy R Pinkham

  
PRINCIPAL  
Dayananda Sagar College of Dental Sciences  
Kannuramangaly Layout,  
Bangalore - 560 078

**DAYANANDA SAGAR COLLEGE OF DENTAL SCIENCES.**

**BANGALORE-78**

**List of Departmental Library Books.**

**Dept. of Periodontics**

<b>Sl.No.</b>	<b>ACC.NO</b>	<b>TITLE</b>	<b>AUTHOR</b>
01	789	Periodontology & Periodontics modern theory	Sigurd. P & Ash
02	192	Out line of Periodontics- 2 <sup>nd</sup> edn	J. D. Mansosn
03	112	A Colour Atlas of Periodontal Surgery	I.M. Waite
04	625	Peridontics	W.M.M. Jenkin
05	377	Contemporary Periodontics	Robert. J
06	1220	Periodontal Manifestation of Local & Systemic diseases	G. Laskin's & Scully
07	233	Clinical Periodontology	Carranza. F.A.
08	1164	Critical Decisions of Periodontology – 4 <sup>th</sup> edn	B. Hall
09	1219	Clinical periodontology & Implantology – 4 <sup>th</sup> edn	Jan Lindhe
10	2008	Clinical periodontology & Implantology – 5 <sup>th</sup> edn. 2 Volumes	Jan Lindhe
11	2009		
12	1617	Carranza'a Clinical Periodontology.10 <sup>th</sup> ed	Michael. G. New man
13	2053	Carranza'a Clinical Periodontology.11 <sup>th</sup> ed	
14	812	Periodontics in Man & other animals	R.C. Page & others
15	113	Periodontics	Daniel. A. Grant
16	1221	Periodontology	H. P. Muller
17	1896	Tissue Engineering: Application in Maxillofacial surgery and Periodontics-2 <sup>nd</sup>	Samuel .E. Lynch
18	267(A)	Drugs, diseases, and the Periodontium	Robin .A. Seymour
19	1676	Periodontal Medicine- 2000	Livis .F. Rose
20	1867	Contemporary Implant Dentistry-3 <sup>rd</sup> edn.	Carl .E. Mish
21	1618	Bone Biology, Harvesting, Grafting, for dental implants:	Arun .K. Garg
22	1712	Oral Cells and Tissues 2003	P.R.Garnal
23	1866	Oral Microbiology	Philip .D. Marsh
24	250	Oral Microbiology and Immunology	Nisengard & Newman
25	979	Immunology	Roitt & others
26	1250	T.B. of Human Histology	I.B. Singh
27	1535	Human Embryology	I.B. Singh
28	1553	Concise Medical Physiology	Sujit. K. Choudhary

29	1531	Human Anatomy Vo.3	B.D. Chourasia
30	2107	Molecular Biology of Periodontium	K. V. Arun
31	2016	Antibiotics and Antiseptics in Periodontal Therapy	Alexandrina L. Dumitrescu
32	2017	Periodontal Medicine and System Biology	Brian Henderson
33	2106	Dental Hygiene: Theory & Practice-3 <sup>rd</sup> edn	Micheal Leanard
34	2288	Essentials of Medical Pharmacology-6 <sup>th</sup> edn	K. D. Tripathi
35	2019	Essentials of Haematology-6 <sup>th</sup> edn	Haffbrand
36	1812	Research Methodology	C.M. Kothari
37	2001	Text Book Of Periodontology 2 <sup>nd</sup> Edition	Gururaja Rao
38	2006	Essentials Of Clinical Periodontology And Periodontics 5 <sup>th</sup>	Shantipriya Reddy



K. P. S. RAO  
 Dean, College of Dental Sciences  
 JSS (Deemed to be) University, Mysuru  
 Karnataka - 576 005

# DAYANANDA SAGAR COLLEGE OF DENTAL SCIENCE.

BANGALORE-78


## List of Departmental Library Books.

### Dept. of Conservative Dentistry

Sl no	Acc no	Title	edition	Author
1	511	Endodontics	3 <sup>rd</sup>	Nicholls.E
2	960	Restorative dental materials	11 <sup>th</sup>	Robert.G.Craige
3	1135	Endodontics	3 <sup>rd</sup>	Gulabiwala& others
4	1001	Endodontics theory	5 <sup>th</sup>	Weine Franklin
5	916	Surgical Endodontics	1 <sup>st</sup>	James.L.Gult
6	919	Dental pulp	3 <sup>rd</sup>	Samuel Seltzer
7	907	Operative Dentistry	1 <sup>st</sup>	M.A.Marzouk
8	425	Principles and practice of Operative Dentistry	3 <sup>rd</sup>	Charbeneau
9	1131	Philips' science of dental materials	11 <sup>th</sup>	Kenneth J
10	1420	Adhesive technology for restorative dentistry		Jean-Francois
11	1068	Fundamentals of fixed Prosthodontics	4 <sup>th</sup>	Shiling burg
12	1462	Tooth-colored restorations	9 <sup>th</sup>	Harry F Albers
13	1461	Color atlas of microsurgery in endodontics		Syngcuk Kim & others
14	1241	Color atlas of glass ionomer cements	3 <sup>rd</sup>	Graham J Mount
15	1422	Esthetic analysis-vol 1		Mauro Fradeane
16	1456	Esthetics in Dentistry-vol 1	2 <sup>nd</sup>	Ronald E Goldstein
17	1457	Esthetics in Dentistry-vol 2	2 <sup>nd</sup>	Ronald E Goldstein
18	1173	Endodontic therapy	6 <sup>th</sup>	Weine Franklin
19	1083	Endodontics	5 <sup>th</sup>	John Ingle
20	1835	Endodontics	6 <sup>th</sup>	John Ingle
21	1967	Grossman's Endodontic Practice	12 <sup>th</sup>	B.Sureshchandra
22	1153	Esthetic Dentistry	2 <sup>nd</sup>	Ascheim (kenneth)
23	966	Pathway of pulp	8 <sup>th</sup>	Cohen & Burns
24	1633	Pathway of pulp	9 <sup>th</sup>	Cohen & Burns
25	2093	Pathway of pulp	10 <sup>th</sup>	Cohen & Burns
26	1240	En dodontics problem solving in clinical practice		Pittford
27	1853	Fundamental in Operative Dentistry	3 <sup>rd</sup>	Summit James & others
28	1081	Art and science of Operative Dentistry	4 <sup>th</sup>	Sturdevants'
29	1629	Art and science of Operative Dentistry	5 <sup>th</sup>	Sturdevants'
30	1631	Art and science of Operative Dentistry	8 <sup>th</sup>	Eam Kidd & others
31	1582	Principles and practice of Endodontics	3 <sup>rd</sup>	Walton
32	1646	Advanced Endodontics-clinical		John Rhodes


Dayananda Sagar College of Dental Sciences  
Principal  
BANGALORE-78  
680 071646

		treatment		
33	1647	Protocols for predictable aesthetic dental restorations	2nd	Irfan Ahamad
34	1648	Dental hard tissues and bonding interfacial phenomenon & related properties		G.Eliades
35	1649	Dental erosion: from diagnosis to therapy		A.Lussi
36	1659	Clinical Operative Dentistry		Ramya Raghu
37	1919	Text book of Endodontics	1st	Mitra Hegde
38		Philips science of dental materials	10th	Anusavice
39		Grossman endodontic practice	11th	B Sureshchandra
40		Text book of Operative Dentistry	3rd	Vimal K Sikri
41		Essential endodontology- preventive and treatment of apical periodontitis		D Orstavik & T R Pittford
42		Product catalogue 2001 making smiles beautiful		
43		Advanced endodontics for clinicians		Daniel J G
44		Materials in Restorative Dentistry		I Anand & Sherwood
45		Clinical endodontics	2nd	Leif Tronstad
46		Color atlas of Dental medicine		Rudolf B, Bowman, S Kim
47		Endodontics	2nd	John Ingle, Edward E Beveridge
48		Principles and practice of endodontics	2nd	Walton Torabinejad
49		Preclinical Conservative Dentistry		Vimal K Sikri
50		Preclinical manual of Conservative Dentistry		V Gopikrishna
51		textbook of operative Dentistry		Satish Chandra, shaleen Chandra, Girish Chandra
52		Rubber dam in clinical dentistry		Read Callis, Patterson
53		Essential pathology for dental students		Harsh Mohan
54		Human anatomy	3rd	B.D.Chaurasia
55		Textbook of Preclinical Conservative dentistry		Nisha Garg, Amit Garg
56		Textbook of Preclinical Conservative dentistry		Nisha Garg, Amit Garg
57		Notes on operative dentistry & endodontics	2nd	Narendranath reddy & Anita N
58		Infection control in dentistry		
59		Oral histology & embryology	10th	Orbans
60		Handbook of Local Anesthesia	2nd	Malamed
61	1854	Endodontic microbiology	1st	Ashrf f Fouad
62		Art and science of operative dentistry	3rd	Sturdevant
63		Wheeler's dental anatomy,	6th	Major m. Ash

  
 Kurnool College of Dental Sciences  
 Bangalore  
 660 078



		physiology and occlusion		
64		Dental materials		Suma Ballal
65		essentials of Preclinical conservative dentistry		Harpreet singh
66		Sturdevant's art & science of Operative dentistry		Herald O Heymann, Edward J Swift, Andre V. Ritter
67		Textbook of operative dentistry	3 <sup>rd</sup>	Nisha Garga7 Amit Garg
68		Endodontics current concepts and practice		Ramya Raghu & Raghu Srinivasan
69		Philips' science of dental materials (first south asia edition)		Aravind Shenoy, Chandrasekharan Nair
70		Applied basic science for MDS students		Suresh K, Sachdeva
71		Short textbook of endodontics		Aarti Daswani

  
**PRINCIPAL**  
 Dayananda Sagar College of Dental Sciences  
 Kumarawamy Layout,  
 Bangalore - 560 078.

**DAYANANDA SAGAR COLLEGE OF DENTAL SCIENCES.**  
**BANGALORE-78**


**List of Departmental Library Books.**

**Dept. of Oral & Maxillofacial Surgery**

<b>Sl. No.</b>	<b>Title</b>	<b>Author</b>
1.	Contemporary Oral & Maxillofacial Surgery – 2 <sup>nd</sup> Edn.	Peterson
2.	Maxillofacial Injuries Vol. 1, 1994	Rowe & Williams
3.	Maxillofacial Injuries Vol. 2, 1994	Rowe & Williams
4.	Modern Practice in Orthognathic & Reconstructive Surgery Vol – 1, 1992	W.H.Bell
5.	Oral & Maxillofacial Surgery Vol – I 1 <sup>st</sup> Edn.	Fonseca
6.	Oral & Maxillofacial Surgery Vol – 2	Fonseca
7.	Oral & Maxillofacial Surgery Vol – 3	Fonseca
8.	Oral & Maxillofacial Surgery Vol – 4	Fonseca
9.	Oral & Maxillofacial Surgery Vol – 5	Fonseca
10.	Oral & Maxillofacial Surgery Vol – 6	Fonseca
11.	Oral & Maxillofacial Surgery Vol – 7	Fonseca
12.	Local Anesthesia – 1 <sup>st</sup> Edn.	Stanly
13.	Text book of Color Atlas of Tooth Impaction – 1 <sup>st</sup> Edn.	Jens. O. Andersen
14.	Peterson's Principles of Oral & Maxillofacial Surgery 2 <sup>nd</sup> Edn. V-1	Miloro & others
15.	Dental Anesthesia and Analgesia – 1989	G.D. Allen
16.	Manheim's Local Anesthesia and Pain control - 1990	C. R. Bennett
17.	Textbook of oral and maxillofacial surgery	Neelima Anil Malik
18.	Brady Emergency care 3 <sup>rd</sup> Edn.	Marvey D Grant
19.	Handbook of medical emergencies in the dental office 3 <sup>rd</sup> edn.	Stanley Malamed
20.	TMJ & Maxillofacial pain	James R Ficton
21.	Oral & Maxillofacial Surgery	Gustavo Kruger
22.	Text Book of oral pathology	Shaffer
23.	Text book of oral maxillofacial surgery	B. Sreenivasan

**PRINCIPAL**  
Dayananda Sagar College of Dental Sciences  
Kumaraswamy Layout,  
Bangalore - 560 078.

SN	AUTHOR	TITLE
1.	William H. Bell	Modern Practice in Orthognathic & reconstructive surgery V-I, II, III
2.	Rowe & Williams	Maxillofacial Injuries V-I,& II
3.	Robert M. Kellman & Lawrence J. Marentetle	Atlas of Cranio-maxillofacial fixation
4.	Peterson	Contemporary Oral & Maxillofacial Surgery 2 <sup>nd</sup> edition
5.	Jeans O. Andresen & others	Text book & color atlas of tooth impaction
6.	Varghese Mani	Orthognathic surgery
7.	Roger M. Browne & Others	Atlas of Dental & Maxillofacial Radiology & imaging
8.	Robert Winkelman & Kenneth	Ortho Dental Implants
9.	Allans G. Farman	Oral & Maxillofacial diagnostic imaging
10.	Delbalso	Maxillofacial imaging
11.	Mathog	Atlas of Craniofacial trauma
12.	Stanley F. Malamed	Hand book of Local Anesthesia – 3 <sup>rd</sup> ed.
13.	C. Richard Bennett Monheim's	Local Anesthesia & pain control in dental practice – 7 <sup>th</sup> ed.
14.	Rodolph H. dejang	Local Anesthesia
15.	D.H. Roberts & J.H. Sowray	Local Analgesia in dentistry – 3 <sup>rd</sup> ed
16.	G.D. Allan	Dental anesthesia & analgesia – 3 <sup>rd</sup> ed
17.	Geoffrey L. Howe	Minor Oral Surgery
18.	G.O. Kruger	T.B. of Oral & Maxillofacial surgery
19.	Michael Miloro	Peterson's principles of Oral & Maxillofacial Surgery 2 <sup>nd</sup> Edn. 1 set
20.	Daniel M. Laskin	Oral & Maxillofacial Surgery V – I ,09 V – II 07
21.	Bruce Hunter	Dental care for handicapped patient's
22.	Peter Banks	Killey's fractures of the middle third of the Facial skeleton – 5 <sup>th</sup> ed.
23.	G.R. Seward & others	Killey & Kay's outline of oral surgery, Part One
24.	G.R. Seward & others	Killey & Kay's outline of oral surgery, Part two
25.	Peter Banks	Killey's fractures of the Mandible – 4 <sup>th</sup> ed
26.	S. Ganarajan	Surgery for Dental students & practitioners
27.	B. Srinivasan	Text books of Oral & Maxillofacial Surgery 2 <sup>nd</sup> edn.
28.	Jame S.R. Ficton	Ficton's TMJ & Craniofacial pain
29.	Fonseca	Oral & Maxillofacial Surgery, V- 1 to 7.(3 sets)
30.	Mc Carthy	Plastic Surgery - V.2, V.3, V.4
31.	Topazian and others	Oral & Maxillofacial infections. 4 <sup>th</sup> ed.
32.	Jonathan Pedler & John W.Frame	Oral & Maxillofacial Surgery
33.	R.A.Cawson & Others	The Pathology & Surgery of the Salivary glands
34.	David A. McGowan	Atlas of minor oral surgery
35.	Leonard B Kaban & Maria J Troulis	Pediatric oral & maxillofacial surgery
36.	Crispian Scully & Others	Oral & Maxillofacial diseases – 3 <sup>rd</sup> ed.
37.	G.Dimitroulis	A Synopsis of minor oral surgery
38.	Colin Yates	A manual of Oral & Maxillofacial surgery
39.	Harry Dym & Others	Atlas of minor oral surgery
40.	Neelima Anil Malik	Text book of oral & maxillofacial surgery
41.	Michel .S. Block	Color atlas of Dental Implant surgery
42.	D.K. Dias	Short Notes for Maxillofacial surgery and Clinical dentistry
43.	R. Bruce Donoff	Manual of Oral & Maxillofacial Surgery-3 <sup>rd</sup> edn


  
 HANCOCK COLLEGE OF DENTAL SCIENCE  
 100 Academy Drive  
 HANCOCK, MA 01930  
 Telephone: 508-833-0700


44.	J.D. Mark & J.M. Henk	Malignant tumors of the mouth Jaws & Salivary glands -2 <sup>nd</sup> ed.
45.	A. Omar Abubaker & Kenneth J. Benson	Oral & Maxillofacial surgery secrets 1st edn.
46.	Leon Poller & Jack Hirsh	Oral anticoagulants
47.	Stanley .F. Malamed	Sedation a guide to patient management --4 <sup>th</sup> edn.
48.	Stanley .F. Malamed	Medical emergencies in the Dental office- 4 <sup>th</sup> edn 5 <sup>th</sup> edn
49.	Raymond. J. Fonseca	Oral & Maxillofacial Trauma Vol. 1 & 2 .3 <sup>rd</sup> Edn.
50.	Larry J. Peterson	Contemporary Oral & Maxillofacial Surgery -4 <sup>th</sup> edn
51.	Melanie Mitchell	Dental Instruments: A pocket guide to Identification 2002
52.	Linda .R. Bartolomucci boyd:	Dental Instruments: A Pocket guide 2 <sup>nd</sup> edn.
53.	K. Riden	Key topics in oral & Maxillofacial Surgery 1 <sup>st</sup> edn
54.	Timothy .A. Turvey	Facial clefts & Craniosynostosis
55.	Peter ward Booth & others	Maxillofacial Trauma & Esthetic facial Reconstruction 1 <sup>st</sup> edn.
56.	J.V. Moore & G.V. Gillbe	Principles of Oral Surgery 4 <sup>th</sup> Edn.
57.	Paul Caulthard	Master Dentistry. Vol. 1 1 <sup>st</sup> edn.
58.	Michael perry & others	Maxillofacial Care 1999
59.	Paul .H. Kwon & Laskin	Clinician's manual of Oral & Maxillofacial Surgery 3 <sup>rd</sup> edn.
60.	Christian Krenkel	Biomechanics & Osteosynthesis of Condylar Neck Fractures of the Mandible 1 <sup>st</sup> Edn.
61.	Eberhard Kruger & others	Oral & Maxillofacial Traumatology Vol. 2 1986
62.	Philipworthington & others	Osseo integration in Dentistry 2 <sup>nd</sup> edn.
63.	John .A. Hobkirk & others	Introducing Dental Implant -1 <sup>st</sup> edn.
64.	A.P. Chitre	Manual of Local Anesthesia in dentistry
65.	S.K. Sreevastava & others	Evidence based management Guidelines Vol 4 2005
66.	Charles .A. Babbush	Dental Implants: The Art & Science 2001
67.	Bernard Liebgott	The Anatomical Basis of Dentistry -2 <sup>nd</sup> ed
68.	Sheila .J. Ogden	Calculation of Drug Dosages
69.	Richard .M. Palmer & others	Implant in Clinical Dentistry
70.	John .D. Langdon	Operative Maxillofacial Surgery. 1 <sup>st</sup> ed
71.	Per-Ingvar Branemark	Osseo integration in Skeletal Reconstruction & Joint Replacement 1997
72.	Ronald D. Miller	Atlas of Anesthesia Vol -4
73.	Geoffrey L Howe	Local Anesthesia in Dentistry - 3 <sup>rd</sup> ed
74.	G. Dimitroulis	Hand book of third molar surgery - 2002
75.	Paul D Robinson	Tooth extraction a practical guide
76.	Keith Figures	Primary and Emergencies Dental Care
77.	J. O. Anderson	Text book and color atlas of traumatic injuries to the teeth
78.	Michel S. Block	Implants in Dentistry
79.	Crispian Scully & Jonathan Shepherd	Slide interpretation in oral diseases & the oral manifestations of systemic diseases
80.	Wood Goaz	Differential diagnosis of oral lesions - 3 <sup>rd</sup> ed. - 4 <sup>th</sup> ed.
81.	J. J. Pindborg	Atlas of diseases of the oral Mucosa - 5 <sup>th</sup> ed.
82.	John A. Hobkirk & Roger M. Watson Principal Kumarawamy Layout, Chennai - 560 078	Oral color atlas & text of dental & maxillofacial Implantology
83.	Jack Gluekman & others	Practical approach to head & neck tumors
84.	R.A. Cawson	Essentials of dental surgery & Pathology - 4 <sup>th</sup> ed.

85.	Goaz & White White & Pharoah	Oral Radiology - 2 <sup>nd</sup> ed. - 3 <sup>rd</sup> ed. - 4 <sup>th</sup> Ed - 5 <sup>th</sup> Ed
86.	Scully .C. Cawson	Color Atlas of Oral Medicine
87.	Jens J.Pindborg	Oral cancer & Pre cancer
88.	Jetin P.Shah & Others	Oral Cancer
89.	Norman .K. Wood & others	Differential diagnosis of Oral & Maxillofacial Lesions -5 <sup>th</sup> edn.
90.	Robert .A. Ord & H. Blanchaert	Oral Cancer. 2000
91.	James .W. Little & Donald. A. Falace	Dental Management of the Medically Compromised Oatuebt-4 <sup>th</sup> & 6 <sup>th</sup> ed.
92.	William G.Shafer & others	A textbook of Oral pathology - 4 <sup>th</sup> ed.
93.	Roderick A. Cawson & Others	Oral Disease - 3 <sup>rd</sup> ed.
94.	Brad W.Neville & others	Oral & Maxillofacial Pathology - 2 <sup>nd</sup> ed
95.	R.A. Cawson	Surgical Pathology of the Mouth & Jaws
96.	Mervyn Shear	Cysts of the Oral Regions 3 <sup>rd</sup> ed
97.	Charles .V. Mann & R.C.G. Russel	Bailey & Love's short Practice of Surgery -21 <sup>st</sup> ed  -24 <sup>th</sup> ed
98.	Christopher R.W.Edwarads & Ian A.D. Bouchier	Davidson's principles & practice of medicine  --7 <sup>th</sup> edn --19 <sup>th</sup> edn
99.	Dennis L.Kasper & Others	Harrison's principles of internal medicine Vol I & II - 16 <sup>th</sup> ed.

**DAYANANDA SAGAR COLLEGE OF DENTAL SCIECNES.**  
**BANGALORE-78**

DEPARTMENT OF PUBLIC HEALTH DENTISTRY

**LIST OF DEPARTMENT LIBRARY BOOKS**

  
**PRINCIPAL**  
Dayananda Sagar College of Dental Sciences  
Kumaraswamy Layout,  
Bangalore - 560 078.

Sl.No.	ACC.NO	TITLE	AUTHOR
01	1490	Park's text book of Preventive & Social Medicine-18 <sup>th</sup> edn	K. Park
02	1159	Community Dental Health	A. Jong
03	133	National Oral health Survey & Flouride Mapping. 2002-2003. Jammu & Kashmir	R.K. Bali & others
04	134	National Oral health Survey & Flouride Mapping. 2002-2003. Uttar Pradesh	R.K. Bali & others

05	135	National Oral health Survey & Flouride Mapping. 2002-2003. India	R.K. Bali & others
06	136	National Oral health Survey & Flouride Mapping. 2002-2003. Chandigarh	R.K. Bali & others
07	137	National Oral health Survey & Flouride Mapping. 2002-2003. Punjab	R.K. Bali & others
08	138	National Oral health Survey & Flouride Mapping. 2002-2003. Pandichery	R.K. Bali & others
09	139	National Oral health Survey & Flouride Mapping. 2002-2003. Tamil nadu	R.K. Bali & others
10	140	National Oral health Survey & Flouride Mapping. 2002-2003. Himachal pradesh	R.K. Bali & others
11	141	National Oral health Survey & Flouride Mapping. 2002-2003. Goa	R.K. Bali & others
12	142	National Oral health Survey & Flouride Mapping. 2002-2003. Delhi	R.K. Bali & others
13	143	National Oral health Survey & Flouride Mapping. 2002-2003. Andra Pradesh	R.K. Bali & others
14	144	National Oral health Survey & Flouride Mapping. 2002-2003. Maharastra	R.K. Bali & others
15	145	National Oral health Survey & Flouride Mapping. 2002-2003. Gujarat	R.K. Bali & others
16	146	National Oral health Survey & Flouride Mapping. 2002-2003. Orissa	R.K. Bali & others
17	147	National Oral health Survey & Flouride Mapping. 2002-2003. Hariyana	R.K. Bali & others
18	148	National Oral health Survey & Flouride Mapping. 2002-2003. Kerala	R.K. Bali & others
19	149	National Oral health Survey & Flouride Mapping. 2002-2003. Madya pradesh	R.K. Bali & others
20	150	National Oral health Survey & Flouride Mapping. 2002-2003. Assam	R.K. Bali & others
21	151	National Oral health Survey & Flouride Mapping. 2002-2003. Rajasthan	R.K. Bali & others
22	1299	Prevention of Oral Disease 2003	Murray. J
23	1158	Essential Dental Public Health 2002	Dally
24	1214	Oral health Survey's: Basic methods 4 <sup>th</sup> edn.	W.H.O.
25	215	Teaching health Statistics 1986	Lavanga & Cho yook
26	1358	Methods in Biostatistics 6 <sup>th</sup> edn.	B.K. Mahajan

27	1541	Essentials of Preventive & Community dentistry-2 <sup>nd</sup> edn.	Soben Peter
28	2965	Park's text book of Preventive & Social Medicine-23 <sup>rd</sup> edn	K. Park
29	2964	Essentials of Preventive & Community dentistry-5 <sup>th</sup> edn.	Soben Peter
30	2970	Community Oral Health-1 <sup>st</sup> edn.	Cynthia Pine
31	323	Comprehensive Applied Basic Sc., MDS	Suresh K Sachdev
32	324	T.B. of Preventive & Community Dent-2 <sup>nd</sup>	Joseph John
33	325	Nutrition in Clinical Dentistry-3 <sup>rd</sup> . edn	Abrahame .Nizel
34	326	Methods in Biostatistics 8 <sup>th</sup> edn.	B.K. Mahajan
35	327	Epidemiology-5 <sup>th</sup> edn	Leon Gordis
36	328	Research Methodology -3 <sup>rd</sup> edn	C.R. Kothari
37	329	Basic Epidemiology	R.Beaglehole .R .Bonita
38	330	Oxford Handbook of Public Health Practice- 3 <sup>rd</sup> edn	Charles Guest Walter Ricciardi
39	331	Primary Preventive Dentistry- 5 <sup>th</sup> edn	Norman O Harris
40	332	JEKEL's Epidemiology Biostatistics & Preventive Medicine-4 <sup>th</sup> edn	James .F. Jekel & others
41	333	Clinical Manual for Public Health Dentistry and Practical Record Book – 5 <sup>th</sup> edn	D P Narayan

**DAYANANDA SAGAR COLLEGE OF DENTAL SCIENCES,  
BANGALORE-78**


*Principal*  
DAYANANDA SAGAR COLLEGE OF DENTAL SCIENCES  
KUMARASWAMY LAYOUT,  
BANGALORE - 560 078

**List of Departmental Library Books.**

**Dept. of Oral pathology .**

Sl.No.	ACC.NO.	TITLE	AUTHOR
01	1019	A Text book of Oral Pathology	W.G. Shafer
02	1191	Oral & Maxillofacial Pathology	Brad. W. Neville
03	622	Orban's Histology & embryology	Orban

04	56	Wheeler's Dental Anatomy Physiology 6 <sup>th</sup> ed	Ash
05	1557	Wheeler's Dental Anatomy Physiology 8 <sup>th</sup> ed	Ash
06	75	Oral Histology development structure	A.R. Tencate
07	1437	Tencate's Oral Histology 6 <sup>th</sup> edn	Antonio Nanci
08	941	Robbins Pathologic basis of disease	R.S. Cotran & others
09	541	Viva in Oral Pathology	Soma Sundaram
10	1505	Text Book of Oral Pathology	W.G. Shafer
11	2229	Tencate's Oral Histology-7 <sup>th</sup> ed	Antonio Nanci
12	2115	Wheeler's Dental Anatomy-9 <sup>th</sup> edn	Nelson & Ash
13	2215	Orban's Oral Histology-12 <sup>th</sup> edn	G. S.Kumar
14	2558	Shafer's Oral Pathology – 7 <sup>th</sup> edn	Rajendran

  
**PRINCIPAL**  
 Daysnanda Sagar College of Dental Sciences  
 Kumaraswamy Layout,  
 Bangalore - 560 078.




List of Departmental Library Books.

Dept. of Prosthodontics

Sl.no	AUTHOR	TITLE
1	Rosenstiel	Contemporary fixed prosthodontics [4th edition]
2	Stewart	Clinical RPD[2 <sup>ND</sup> edition]
3	Carl .E. Misch	Contemporary implant dentistry[2 <sup>nd</sup> edition]
4	Thomas D Taylor	Clinical maxillofacial prosthesis
5	Jeffrey P Okeson	Management of Temporomandibular disorders and occlusion[6 <sup>th</sup> edition]
6	Shelden Winkler	Essentials of Complete denture[2 <sup>nd</sup> edition]
7	Boucher	Prosthodontic treatment for edentulous patient [ 9th edition]
8	Peter .E . Dawson	Functional occlusion – from TMJ to smile design [9 <sup>th</sup> edition]
9	Claude. R. Rufenacht	Fundamentals of esthetics
10	Nallaswamy(1 <sup>st</sup> edition-2003) (2 <sup>nd</sup> edition-2005)	Text book of prosthodontics
11	Philips	Science of dental materials(1s1 south asian edition)
12	V.Rangarajan	Text book of prosthodontics
13	V.Sharmabhat, BT.Natesh	Science of dental materials and clinical applications(2 <sup>nd</sup> edition)

PRINCIPAL  
Dayananda Sagar College of Dental Sciences  
Kuvempu Layout,  
Bangalore - 560 078.


14	Vijay Prakash	Prosthodontics-exam preparatory manual for undergraduate
15	S.LAKSHMI	Pre clinical manual of prosthodontics(2 <sup>nd</sup> edition)
16	H.P.B Fenn K.P. Liddelow	Clinical dental prosthetics,(2 <sup>ne</sup> edition)
17	John Osborne	Partial dentures(4 <sup>th</sup> edition)
18	Mannapalli	Basic dental materials (3 <sup>rd</sup> edition)
19	Mannapalli	Basic dental materials(4 <sup>th</sup> edition)

  
**PRINCIPAL**  
Dayananda Sagar College of Dental Sciences,  
Kumaraawamy Layout,  
Bangalore - 560 078.

**DAYANANDA SAGAR COLLEGE OF DENTAL SCIENCES, BANGALORE**

**EQUIPMENTS: DEPARTMENT: ORAL MEDICINE AND RADIOLOGY -1 Units**

S.No.	Name	Specification	Quantity	Available
1.	Dental Chairs and Units: Electrically operated with shadowless lamp, spittoon, 3 way syringe, instrument tray and suction		One chair per post-graduate student and two for faculty per Unit	20
2.	Intra Oral X-ray Machine		1	2
3.	RVG with intra oral radiography machine (FDA Approved)	55-70 kVp with digital compatibility	1	1
4.	Extra oral radiography machine	100 kvp	1	1
5.	Panoramic radiography (OPG) machine with cephalometric and TMJ attachment with printer	Digital compatibility	1	1
6	Intra-oral camera		1	1
7	Pulp tester		2	2
8	Autoclave		1	1
9	Punch biopsy tool		2	4
10	Biopsy equipment		1	2
11	Surgical trolley		2	2
12	Emergency medicines kit		1	1
13	Extra oral cassettes with intensifying screens (Conventional and rare earth)		4	4
14	Lead screens		2	4
15	Lead aprons		2	2
16	Lead gloves		2	2
17	Radiographic filters (Conventional and rare earth)		1	3
18	Dark room with safe light facility		1	1
19	Automatic radiographic film processors		2	2
20	Radiographic film storage lead containers		1	1
21	Thyroid collars		1	1
22	Digital sphygmomanometer		1	1
23	Digital blood glucose tester		1	1
24	Digital camera		1	1
25	X-ray viewer boxes		2	5
26	Lacrimal probes		2 sets	2 sets
27	Sialography cannula		2 sets	2sets
28	Illuminated mouth mirror and probe		2	2
29	Computer with internet connection with attached printer and scanner		1	5
30	CBCT	Optional	1	0
31	LCD projector		1	1
32	Refrigerator		1	1

  
**PRINCIPAL**  
 Dayananda Sagar College of Dental Sciences  
 Kumaraowamy Layout,  
 Bangalore - 560 078.

DEPARTMENT : PUBLIC HEALTH DENTISTRY – 1 Unit


S. No.	NAME	SPECIFICATION	Quantity	Availability
<b>Instruments in the department for Comprehensive Oral Health Care Programme</b>				
1.	<b>Dental chairs:</b> Electrically operated with shadowless lamp, spittoon, 3 way syringe, instrument tray and motorized suction, micromotor attachment with contra angle handpiece, airoter attachment, ultrasonic scaler (Piezo) with detachable autoclavable hand piece with min 3 tips.		One chair per post-graduate student and two for faculty per Unit	16
2.	Extraction forceps		4 sets	6 sets
3.	Filling instruments		4 sets	4 sets
4.	Scaling instruments	Supra gingival scaling	4 sets	4 sets
5.	Amalgamator		1	2
6.	Pulp tester		1	2
7.	Autoclave		1	2
8.	X-ray viewer		1	1
9.	Instrument cabinet		1	1
10.	LCD or DLP multimedia projector		1	1
11.	Computer with internet connection with attached printer and scanner		1	2
12.	Refrigerator		1	1
<b>For peripheral dental care or field programme</b>				
13.	Staff bus		1	1
14.	Mobile dental clinic fitted with at least 2 dental chairs with complete dental unit with fire extinguisher		1	1
15.	Ultrasonic scaler,		1	1
16.	Ultrasonic cleaner capacity 3.5 lts		1	1
17.	Compressor	One with chair		1
18.	Generator		1	1
19.	Public address system, audio-visual aids		1	1
20.	Television		1	1
21.	Digital Versatile Disc Player		1	1
22.	Instrument cabinet, emergency medicine kits, Blood pressure apparatus		1	1
23.	Portable oxygen cylinder		1	1

  
**PRINCIPAL**  
 Dayananda Sagar College of Dental Sciences  
 Kumaraswamy Layout,  
 Bangalore - 560 075.

DEPARTMENT: ORAL & MAXILLOFACIAL SURGERY – 1 Unit DEPARTMENT: ORAL & MAXILLOFACIAL

SURGERY – 1 Unit

S.No.	Name	Specification	Quantity	Availability
1.	Dental Chairs and Units: Electrically operated with shadowless lamp, spittoon, 3 way syringe, instrument tray and high motorised suction, with micromotor and micro motor attachment		One chair per post-graduate student and Two chairs for the faculty in each unit.	19
2.	Autoclave	Front loading	2	1 Front Loading 1 Top Loading
3.	Fumigators		1	1
4.	Oscillating saw, Reciprocating, Saggital saw with module	With all hand pieces	1	1
5.	<i>Surgical instruments</i> General surgery kit including tracheotomy kit Minor oral surgery kit Osteotomy kit		2 5 1	2 5 1
	Cleft surgery kit Bone grafting kit Emergency kit Trauma set including bone plating kit Implantology kit with implants	Minimum 2 systems	1 1 1 2 1 2 10	1 1 1 2 3 Systems 25* 10
6.	Distraction osteogenesis kit		1	1
7.	Piezo surgical unit		1	1
8.	Surgical Magnifying loops 3x		1	1
9.	Operating microscope and Microsurgery kit	desirable	1	1
10.	Dermatomes		1	1
11.	Needle destroyer		2	2
12.	Ultrasonic Cleaner capacity 3.5 lts		1	1
13.	Formalin chamber		1	1
14.	Pulse oxymeter/NIBP		1	2
15.	Ventilator		1	1
16.	Major operation theatre with all facilities as per MCI guidelines		1	1

  
**PRINCIPAL**  
 Dayananda Sagar College of Dental Sciences  
 Kumaraswamy Layout,  
 Bangalore - 560 078.


24.	Portable chair		1	1
25.	Refrigerator		1	1




**PRINCIPAL**  
Devananda Sagar College of Dental Sciences  
Kumaraswamy Layout,  
Bangalore - 560 078.

DEPARTMENT : CONSERVATIVE DENTISTRY AND ENDODONTICS – 2Units

S N	Name	Specification	Quantity	Availability
1.	Dental Chairs and Units: Electrically operated with shadowless lamp, spittoon, 3 way syringe, instrument tray and motorized suction, micromotor, airtor attachment with hand pieces (Fibre optic) and scaller		One chair per post-graduate student and two for faculty per Unit	42
2.	ENDOSONIC HANDPIECES – Micro endosonic Tips, retro treatment		3	3
3.	Mechanised rotary instruments including hand pieces (speed and torque control) and hand instruments various systems		6	6
4.	Rubber dam kit		1 per chair	20
5.	Autoclaves for bulk instrument sterilization vacuum (Front loading)		3	3
6.	Autoclaves for hand piece sterilization		1	2
7.	Apex locators		4	6
8.	Pulp tester		4	4
9.	Equipments for injectable thermoplasticized guttapercha		2	2
10.	Operating microscopes 3 step or 5 step magnification		1	1
11.	Surgical endo kits (Microsurgery)		2	2
12.	Set of hand cutting instruments		2	2
13.	Sterilizer trays for autoclave		6	6
14.	Ultrasonic cleaner capacity 3.5 lts		1	1
15.	Variable Intensity polymerization equipments - VLC units	Desirable	1	1
16.	Conventional VLC units		4	17
17.	Needle destroyer		2	2
18.	Magnifying loupes		2	2
19.	LCD projector		1	1
20.	Composite kits with different shades and polishing kits		4	4
21.	Ceramic finishing kits, metal finishing kits	In ceramic labs	3	3

  
**PRINCIPAL**  
Dayananda Sagar College of Dental Science  
Kumaraswamy Layout,  
Bangalore - 560 078.

17.	Recovery and <i>Intensive Care Unit</i> with all necessary life support equipments		2 beds	2 beds
18.	Fiber optic light		1	1
19.	In-patient beds		20	20
20.	Fiber optic laryngoscope		1	1
21.	Computer with internet connection with attached printer and scanner		1	2
22.	LCD projector		1	1
23.	Refrigerator		1	1

  
**PRINCIPAL**  
Dayananda Sagar College of Dental Sciences  
KumaraSwamy Layout,  
Bangalore - 560 078.



22.	Amalgam finishing kits		3	3
23.	RVG with x-ray machine developing kit		1	2
24.	Chair side micro abrasion		1	1
25.	Bleaching unit		1	1
26.	Instrument retrieval kits with Piezo Electric ultrasonic tips		1	1
27.	Computer with internet connection with attached printer and scanner		1	1
28.	Refrigerator		1	2
29.	Equipments for casting procedures			2
30.	Equipments for ceramics including induction casting machines/ burnout preheat furnaces/ wax elimination furnaces		1	2
31.	Lab micro motor/ metal grinders / sand blasters/ polishing lathes/ duplicator equipment/ vacuum investment equipment's		1	Lab MM- 2 MG- 1 S B -2 Lathe- 1 De -1 Vaccum inv -2
32.	Laser (preferably hard tissue)		1	1
33.	Face bow with semi adjustable articulator		2	2
34.	GP cutter		6	6
35.	Proffin system		1	1

  
**PRINCIPAL**  
 Dayananda Sagar College of Dental Sciences  
 Kumaraswamy Layout,  
 Bangalore - 560 078.

**DEPARTMENT: PROSTHODONTICS AND CROWN & BRIDGE – 1 Unit**

S. No.	NAME	SPECIFICATION	Quantity	Availability
1.	<b>Electrical Dental Chairs and Units:</b> With shadowless lamp, spittoon, 3 way syringe, instrument tray and motorized suction, micromotor and airtor attachment with handpieces.		One chair and unit per PG student and two chairs with unit for the faculty.	25
2.	Articulators – semi adjustable/ adjustable with face bow		6	6
3.	Micromotor – (Lab Type can also be attached (fixed) to wall		2	2
4.	Ultrasonic scaler		2	2
5.	Light cures		2	2
6.	Hot air oven		1	1
7.	Autoclave (front loading)		2	2
8.	Surveyor		2	2
9.	Refrigerator		1	1
10.	X-ray viewer		1	1
11.	Pneumatic, Crown bridge remover		2	2
12.	Needle destroyer		1	1
13.	Intra oral camera		1	1
14.	Digital SLR camera		1	1
15.	Computer with internet connection with attached printer and scanner		1	1
16.	LCD projector		1	1
<b>Clinical Lab for Prosthetics</b>				
1.	Plaster dispenser		2	2
2.	Model trimmer with carborandum Disc		1	1
3.	Model trimmer with diamond disc		1	1
4.	High speed lathe		2	2
5.	Vibrator		2	2
6.	Acrylizer		1	1
7.	Dewaxing unit		1	1
8.	Hydraulic press		1	1
9.	Mechanical press		1	1
10.	Vacuum mixing machine		1	1
11.	Micro motor lab type		2	2
12.	Curing pressure pot		1	1
13.	Pressure molding machine		1	1
<b>Chrome – Cobalt Lab Equipment</b>				
1.	Duplicator		1	1
2.	Pindex system		1	1
3.	Burn-out furnace		1	1
4.	Welder		1	1
5.	Sandblaster	Micro and macro	1	1

  
**PRINCIPAL**  
 Durganda Sagar College of Dental Sciences  
 Kuvempu Layout,  
 Bangalore - 560 078.

9.	Ultrasonic cleaner capacity 3.5 lts		1	1
10.	Autoclave programmable for all recommended cycles		1	1
11.	X-ray machine with RVG		1	1
12.	Refrigerator		1	1
13.	Surgical kit/prosthetic kit		2	2
14.	Educating models		1	1
15.	Implant removing instruments		1	1

  
**PRINCIPAL**  
Dayananda Sagar College of Dental Sciences  
Kumaraswamy Layout,  
Bangalore - 560 078.

6.	Electro – polisher		1	1
7.	Model trimmer with carborandum disc		1	1
8.	Model trimmer with diamond disc		1	1
9.	Model trimmer with double disc (one Carborandum and one diamond disc)		1	1
10.	Casting machine, motor cast with the safety door closure, gas blow torch with regulator		1	1
11.	Dewaxing furnace		1	1
	Induction casting machine with vacuum pump, capable of casting titanium chrome cobalt precision metal		1	1
12.	Spot welder with soldering, attachment of cable		1	1
13.	Steam cleaner		1	1
14.	Vacuum mixing machine		1	1
15.	Spindle grinder 24,000 RPM with vacuum suction		1	1
16.	Wax heater		2	1
17.	Wax carvers (Full PKT Set)		2	2
18.	Milling machine		1	1
19.	Stereo microscope		1	1
20.	Magnifying work lamp		1	2
21.	Heavy duty lathe with suction		1	1
22.	Preheating furnace		1	1
23.	Dry model trimmer		1	1
24.	Die cutting machine		1	1
25.	Ultrasonic cleaner		1	1
26.	Composite curing unit		1	1
	<b>Ceramic Lab Equipment</b>			
1.	Fully programmable porcelain furnace with vacuum pump		1	1
2.	Ceramic kit (instruments)		3	3
3.	Ceramic materials (kit)		1	1
4.	Ceramic polishing kit		2	2
	<b>Implant Equipment</b>			
1.	Electrical dental chair and unit		1	1
2.	Physio dispenser		1	1
3.	Implant kit	Minimum 2 systems	2	3 Systems
4.	Implants		10	25
5.	Prosthetic components		10	25
6.	Unit mount light cure		1	1
7.	X-ray viewer		1	1
8.	Needle destroyer		1	1


**DEPARTMENT : PAEDIATRIC AND PREVENTIVE DENTISTRY**

Name	Specification	Required	Available
<b>Dental Chairs and Units:</b> As per specification (Pedo chair preferred with micro head hand pieces)		10	18
<b>Autoclaves:</b> Having wet and dry cycle, which can achieve 135°C with minimum capacity of 20 liters.		1	1
<b>Ultrasonic cleaner:</b> Minimum capacity 13 liters with mesh bucket with digital timer		1	1
Needle Burner with syringe cutter		2	2
Amalgamator		1	1
Pulp Tester-Digital		1	1
Rubber dam kit for pedo		3	3
Apex locator		1	1
Endo motor	With torque control HPs	1	1
Injectable gutta percha with condensation		1	1
<b>Radiovisiography:</b> Digital intra X-ray system with pedo sensor and necessary hardware & software with printer		1	1
Intra Oral Camera	With high resolution	1	1
Scaling instruments		5	5
Restorative instruments		5	5
Extraction forceps	Pedo Forceps complete sets	5	5
Intra-oral X-ray		1	1
RCT Instruments Kits		3	3
Automatic Developer		1	1
Computer		1	3
<b>PEDO LAB</b>			
Plaster dispenser	One each for plaster and stone plaster	2	2
Model Trimmer	With diamond disc	1	1
Model Trimmer	With Carborandum disc	1	1
Welder with soldering attachments		1	2
Vibrator		2	2
Lab micro motor	Heavy duty with Hand Piece	2	2
Dental Lathe		1	1
Steam cleaner		1	1
Pressure moulding machine		1	1


  
**PRINCIPAL**  
 Dayananda Sagar College of Dental Sciences  
 Kumaraawamy Layout,  
 Bangalore - 560 078.

**DEPARTMENT: PERIODONTOLOGY**

S. No.	NAME	SPECIFICATION	Quantity	Availability
1.	Dental Chairs and Units Electrically operated with shadowless lamp, spittoon, 3 way syringe, instrument tray and motorized suction, micromotor attachment with contra angle handpiece, airoter attachment, ultrasonic scaler (Piezo) with detachable autoclavable hand piece		One chair and unit per post-graduate student and Two chairs with unit for the faculty	25
2.	Auto clave (fully automatic) front loading		1	2
3.	Steel bin		4	4
4.	Airoter hand pieces		2	2
5.	UV chamber		1	1
6.	Formalin chamber		1	1
7.	W.H.O probe		2	2
8.	Nabers probe		2	2
9.	Williams probe		2	2
10.	UNC-15 probe		4	4
11.	Gold Man fox probe		1	1
12.	Pressure sensitive probe		1	1
13.	Marquis color coded probe		1	1
14.	Supra gingival scalers	Set	2	2
15.	Sub gingival scaler	Set	2	2
16.	Arkansas sharpening stone		1	1
<b>Surgical Instruments</b>				
1.	Routine surgical instrument kit (Benquis periosteal elevator, periostome)	Set	2	2
2.	Surgery trolleys		6	8
3.	X ray viewer		1	2
4.	Surgical cassette with sterilisation pouches		4	4
5.	Electro surgery unit		1	2
<b>Special Surgical Instruments</b>				
1.	Kirkland's knife		1	1
2.	Orban's knife		1	1
3.	Paquette blade handle		1	1
4.	Krane kaplan pocket marker	Set	1	1
5.	Mc Calls universal curettes	Set	1	1
6.	Gracey's curettes (No.1-18)	Set	2	2
7.	Mini five curettes	Set	1	1
8.	Cumine scaler		1	1
9.	Mallet		1	1
10.	Chisel		1	1
11.	Oschenbein chisel		1	1
12.	Schluger bone file		1	1
13.	Bone fixation screw kit	Optional	1	1
14.	Bone scrapper	Optional	1	1
15.	Bone trephines for harvesting autografts	1 Set Optional	1	2

  
**PRINCIPAL**  
 Dayananda Sagar College of Dental Science  
 Kumaraswamy Layout,  
 Bangalore - 560 078

16.	Bone regenerative materials	Bone graft and GTR membranes	5	8
17.	Local drug delivery systems	At least two different drugs delivery agents	1 each	1 each
18.	Root conditioning agent	At least two different agents	2	2
19.	Micro needle holder		1	1
20.	Micro scissors		1	1
21.	Magnifying loop (2.5 – 3.5)		1	2
22.	Operating microscope	Optional	1	1
23.	3 <sup>rd</sup> generation digital probe	Optional	1	1
24.	Bone expander and bone crester	Optional	1	1
25.	Distraction osteogenesis kit	Optional	1	1
26.	Bone mill	Optional	1	1
27.	Bone graft / membrane placement spoon		1	1
28.	Bone condenser		1	1
29.	Peizo-surgery unit	Optional	1	1
30.	Centrifuge for PRP/PRF preparation	Optional	1	1
31.	Soft tissue laser (8 watt)		1	1
32.	Osteotome	Set Optional	1	1
<b>MISCELLANEOUS INSTRUMENTS</b>				
1.	Composite gun with material kit		1	1
2.	Splinting kit with material		2	2
3.	Composite finishing kit		1	1
4.	Glass Ionomer filling instruments		1	1
5.	Digital camera		1	1
6.	Intra Oral camera		1	1
7.	Ultrasonic cleaner		1	1
8.	Emergency kit		1	1
9.	Refrigerator		1	1
10.	X-ray viewer		2	2
11.	LCD projector		1	1
12.	Computer with internet connection with attached printer and scanner		1	1
<u>Implant Clinic Equipments</u>				
13.	Electrical dental chair and unit		1	1
14.	Physio dispenser		1	1
15.	Implant kit	At least two different systems	2	3 systems
16.	Implants		10	25
17.	Implant maintenance kit (plastic instruments)		1 set	1set
18.	Implant guide		1	1
19.	X-ray viewer		1	1
20.	Needle destroyer		1	1
21.	Ultrasonic cleaner capacity 3.5 lts		1	1
22.	Autoclave programmable for all recommended cycles		1	1

  
**PRINCIPAL**  
 Dayananda Sagar College of Dental Sciences  
 Kumaraswamy Layout,  
 Bangalore - 560 075



23	RVG with x-ray machine		1	1
24	Refrigerator		1	1
25	Surgical kit		2	2
26	Sinus lift kit		1	1
27	Educating models		1	1
28	Implant removing kit		1	1



**PRINCIPAL**

Dayananda Sagar College of Dental Sciences  
Kumaraswamy Layout,  
Bangalore - 560 078

*[Faint, illegible text or stamp]*




22.	Ultrasonic cleaner capacity 3.5 lts		1	2
23.	Electropolisher		1	2
24.	Typhodonts with full teeth set		6	7
25.	Anatomical articulator with face bow attachments		1	1
26.	Three plane articulators		1	3
27.	Hinge articulators		4	5
28.	Computer software for cephalometrics		1	1
29.	Computer with internet connection with attached printer and scanner		1	3
30.	Mini Implant kit		1	1
31.	Refrigerator		1	1

  
**PRINCIPAL**  
 Dayananda Sagar College of Dental Sciences  
 Kumara Swamy Layout,  
 Bangalore - 560 078.

**DEPARTMENT: ORTHODONTICS AND DENTOFACIAL ORTHOPAEDICS – 2 units**

S. No.	NAME	SPECIFICATION	Quantity	Availability
			2 Units	
1.	Dental Chairs and Unit	Electrically operated with shadow less lamp, spittoon, 3 way syringe, instrument tray and motorized suction	One chair & unit per PG student and Two chairs with unit for the faculty	31
3.	Vacuum /pressure moulding unit		1	1
4.	Hydrogen soldering unit		1	2
5.	Lab micromotor		5	6
6.	Spot welders		5	12
7.	Model trimmer (Double disc)		3	3
8.	Light curing unit		2	6
9.	High intensity light curing unit		2	2
10.	Polishing lathes		3	3
11.	Tracing tables		5	5
12.	SLR digital camera		1	1
13.	Scanner with transparency adapter		1	1
14.	X-ray viewer		4	4
15.	LCD projector		1	1
16.	Autoclaves for bulk instrument Sterilization vacuum (Front loading)		1	1
17.	Needle destroyer		1	1
18.	Dry heat sterilizer		1	2
19.	Ultrasonic scaler		1	4
20.	Sets of Orthodontic pliers		3	3
21.	Orthodontic impression trays		5	5

  
**PRINCIPAL**  
Dayananda Sagar College of Dental Sciences  
KumaraSwamy Layout,  
Bangalore - 560 078.

**BASIC SCIENCE SUBJECTS (60 INTAKE)**

**1. Department of Anatomy**

	DEPARTMENT	SPECIFICATION	REQUIREMENT	AVAILABLE
	<b>DISSECTION HALL</b>			
	<b>Dissection table –</b> Stainless-Steel tables with drainage for cadavers dissection	LARGE TABLE 71 inches length 22 inches breadth 36 inches height SMALL TABLE 35 Inches Length 22 inches Breadth 36 inches height	2- Large 2- Small	2-L 2-S
	Educational models		6	08
<b>2</b>	<b>CADAVER ROOM</b>			
	Large Storage Tank	1200 lt or 130 sq. feet	1	01
	Small Tank	800 lts	1	01
	Freezer Unit	To store two cadavers	1	01
	Virtual Cadavers		1 (Optional)	--
<b>3</b>	<b>HISTOLOGY ROOM</b>			
	Dissection Microscopes		3	04
	Monocular Microscopes		15	18
	Binocular Microscopes		1	01
<b>4</b>	<b>MUSEUM</b>			
	Full body skeletal bones		2	02
	Head and neck bones set		3	03
	Complete Human organs specimen set		1	01

  
**PRINCIPAL**  
 Dayananda Sagar College of Dental Sciences  
 Kumaraswamy Layout,  
 Bangalore - 560 078,

**DEPARTMENT : ORAL PATHOLOGY AND ORAL MICROBIOLOGY**

<b>Name</b>	<b>Specification</b>	<b>Required</b>	<b>Available</b>
Dental Chairs and Units	With shadowless lamp, spittoon, 3 way syringe, instrument tray and suction	1	1
Slides		100	100
Slides Boxes		4	4
Microscopes		25	25
Microtome		1	1
Wax bath		1	1
Water bath		1	1
Knife sharpner		1	1
Hot plate		1	1
Spencer knife		1	1
Adequate slides projection system	Preferable	1 <b>(Preferable)</b>	1


  
**PRINCIPAL**  
Deemed to be University  
Datta Meghe Institute of Health Sciences  
Warananagar, Pune

## 2. DEPARTMENT OF PHYSIOLOGY

	DEPARTMENT	SPECIFICATION	REQUIREMENT	AVAILABLE
	<b>HEMATOLOGY LAB</b>			
1	Microscopes	Monocular	25	30
2.	Stage Incubator		1	01
3	Westergen's Pipettes For E.S.R. on Stand		3 ESR STAND 10 PIPETTES	15
4	Winrobes Pipettes		10	15
5.	Haemo Globinometer, Sahli's		25	30
6.	Haemocytometers		25	30
7.	Sphygmomanometer		15	19
8.	Stethoscopes		15	16
9.	Refrigerator		1	1
10	Stop Watches		15	17
11	Ph Meter		1	02
12	Analytical Balance		1	02
13	Centrifuge R4c & R8c		1	02
14	Blood Cell Counters		1	03
15	Haematocrit Tubes		3	04
16	Glass Wares	Glass slide/ pipettes/ capillary tube/test tube/glass Rod	For 25 students	Available for 30 students


### CLINICAL LAB

1	Clinical Thermometers		3	3
2	Knee Hammer		3	3
3	Spirometer (Ordinary)		2	3
4	Mosso's Erograph		1	2
5	Ophthalmoscope		1	2
6	Dynamometer		1	2
7	Perimeter		1	1
8	Hair Aesthesiometer		2	2
9	Bicycle Ergrometer		1	1
10	Examination Couches		3	4
11	Steriliser		1	2
12	Weighing Machine		2	2
13	Height Chart		1	1
14	Snellen's Chart		1	1

  
**PRINCIPAL**  
 Dayananda Sagar College of Dental Sciences  
 Kumaraswamy Layout,  
 Bangalore - 560 075

### 3. DEPARTMENT OF BIOCHEMISTRY

	DEPARTMENT	SPECIFICATION	REQUIREMENT	AVAILABLE
	<b>CLINICAL LAB</b>			
	Glass Wares	Test tube/beaker/ measuring cylinder /glass rod/funnel/Amber bottle/plane bottle	For a batch of 25 students	Available for 30 students
	Micro pipettes		3	5
	Water bath		2	3
	Distillation Apparatus		2	2
	Fume Cupboard		1	1
	<b>PREPARATION ROOM</b>			
	Balance	for weighing chemicals	2	2
	Fridge	for storage of fine chemicals	1	1
	<b>INSTRUMENT ROOM</b>			
	Colorimeter	For quantitative analysis	3	3
	Microscopes		3	3
	Electrophoretic Apparatus		2	2
	Urinometer		10	15
	Centrifuge	for sample separation	1	1
	Incubator		1	1
	Hot air oven	for sterilization	2	2


  
**PRINCIPAL**  
Dayananda Sagar College of Dental Sciences  
Kumaraswamy Layout,  
Bengaluru - 560 078.

#### 4. DEPT OF PHARMACOLOGY

##### CLINICAL LAB

	DEPARTMENT	SPECIFICATION	REQUIREMENT	AVAILABLE
	<b>GLASS WARE</b>			
1	Beakers	50/100/250/500 ml	50 Each	60
2	China Dish		25	32
3	Conical Flask		5	8
4	Funnel	50/65/75 mm	15 each	20
5	Glass Rod Medium/Small		50	55
6	Measuring Cylinder	5/10/25/50/100 ml	30	36
7	Measuring Cylinder 250ml		3	4
8	Measuring Cylinder 500ml		1	1
9	Mortar and Pestle	Glass& Porcelain	25 each	30
10	Pasteur pipette pack of 100		2	3
11	Pipette 1 ml		50	60
12	Pipette 2ml		25	25
13	Pipette 5 ml		15	15
14	Reagent bottle with lid – Narrow Mouth	Amber(NMA) 125/250/500 ml	50 each	60
15	Reagent bottle with lid – Narrow Mouth	White(NMW)125 /250/500ml	50 each 500ml-50	50
16	Reagent bottle with lid – Wide Mouth	Amber(WMA) 250ml	25	32
7	Reagent bottle with lid – Wide Mouth	White(WMW) 125/250/500ml	50 each 500ml-50	55

18	Test Tubes (Medium)		25	30
19	Petri dish		6	8
20	Wash Bottle		40	42
21	Dropper Bottle		25	28
	<b>INSTRUMENTS</b>			
1.	Transparent Dispensing Box		25	28
2.	Dispensing Balance		25	26
3.	Dispensing Weight box		25	25
4.	Electronic balance		1	1
5.	Mechanical pipette		1	1
6.	Sensitive Balance (Shimadzu)		1	1
7.	Sphygmomanometer		1	1
8.	Spirit lamp		4	6

  
**PRINCIPAL**  
 Navananda Sagar College of Dental Sciences  
 Kumaraswamy Layout  
 Bangalore - 56

9.	Test Tube Holders		15	18
10.	Test Tube Stand		15	18
11.	Water bath		1	1
12.	Wax paper bundles		3	4

## 5. DEPT OF MICROBIOLOGY

### EQUIPMENT REQUIREMENTS

	DEPARTMENT	SPECIFICATION	REQUIREMENT	AVAILABLE
<b>CLINICAL LAB</b>				
1.	Microscopes monocular	Examination of micro-organisms for students	25	39
2.	Microscope binocular	Examination of microorganisms for research purposes	1	4
3.	Incubator		1	1
4.	Double Door Refrigerator	Maintaining Cultures	1	1
	Preparation Room			Available
1.	Autoclave ( Small )	Sterilisation	1	1
2.	Electronic Balance		1	1
3.	Water Bath		1	1
4.	Anaerobic Jar		1	1
5.	Centrifuge		1	1
6.	Bio Safety Cabinet		1	1
7.	Hot Air Oven	Sterilisation	1	1
8.	Hot Plate	Electrical For Heating	1	1


  
**PRINCIPAL**  
 Demanda Sagar College of Dental Sciences  
 Kumaraswamy Layout,  
 Bangalore - 560 078.



**7. DEPARTMENT: DENTAL ANATOMY, EMBRYOLOGY, ORAL HISTOLOGY AND ORAL PATHOLOGY**


	DEPARTMENT	SPECIFICATION	REQUIREMENT	AVAILABLE
<b>A</b>	<b>DENTAL ANATOMY, DENTAL HISTOLOGY &amp; ORAL PATHOLOGY LAB</b>			
1	Microscope		25	39
2	Television	With USB port For displaying slide	1	1
3	Teaching slides set with box		2 Sets (with minimum of 55 slides in each set)	2 sets
4	Education models & dental developmental set (Nissan like model)		3	30

<b>B</b>	<b>HISTOPATHOLOGY ROOM</b>			
1	Microtome	Manual/automatic	1	2
2	Wax Bath		1	1
3	Water Bath		1	1
4	Knife Sharpener		1	1
5	Spencer Knife		1	1
6	Disposable Blade		1 set	1 set
7	Hot Air Oven		1	1
8	Organic Tissue Capsule	Small	1	6
9	Distilled Water Plant		1	1
10	Diamond Tip Pencil		1	1
11	Glass Dropper Bottle		3	4
12	Glass Bottle With Lid		3	3
13	Wide Mouth Bottles		3	3
14	Glass Funnel		3	3
15	Glass Pipette		3	4
16	Glass Measuring Jar		3	5
17	Petri Dish 4" Glass		3	10
18	L Blocks		2	4
19	Loop Holder		2	3
20	Magnifying Glass		1	1

  
**PRINCIPAL**  
 Darananda Sugar College of Dental Sciences  
 Kurnasawamy Layout,  
 Bangalore - 560 078.

## 6. DEPT OF GENERAL PATHOLOGY

	DEPARTMENT	SPECIFICATION	REQUIREMENT	AVAILABLE
	<b>CLINICAL LAB</b>			
<b>A.</b>	<b>GLASS WARE</b>			
1	Test tubes		Adequate number	Available
2	Glass pipette	1ml,2ml,10ml	15 Each	18 each
3	Conical flask		25	28
4	Coupling Jar		15	17
5	Wintrobe tubes		10	13
6	Dropper bottles		15	18
7	Capillary tubes		1 Pack	1 Pack
8	RBC pipette		30	30
9	Glass rods		25	27
10	Micropipettes		25	29
11	Hemometer pipette		10	14
<b>B.</b>	<b>INSTRUMENTS</b>			
1	Microscopes		15	16
2	Incubator		1	1
3	Centrifuge		1	1
4	Hemocytometer		10	11
5	Hemometer		10	10
6	Water bath		1	1
7	Electronic weigh scale		5	5
8	Sprit lamp		3	3
9	Test tube stand		25	25
10	ESR stand		15	16
11	Laboratory thermometer		3	4
12	Counting chamber		5	6
13	Sphygmanometer		1	1
14	Lancets		1 Pack	2 pkt
15	Stethoscope		1	2
16	Clinical thermometer		1	2

  
**PRINCIPAL**  
 Dayananda Sagar College of Dental Sciences  
 Kumaraaswamy Layout,  
 Bangalore - 560010.

21	Toothed Forceps		2	2
22	Plastic Dropper		2	4
23	Petri Dish 50mm Glass		2	4
24	Gas burner/Spirit Lamp		1	1
25	Processing Bottles		3	3
26	Slide Warming Table		1	1
27	Slide Drying Tray		1	1
28	Slide Carrying Tray		1	1
29	Staining Basket SS		1	1
30	Staining Trough SS	Stainless steel	1	1
31	Staining Trough Glass		1	1
32	Slide Staining Rack SS	Stainless steel	1	1
33	Slide Box		1	8
34	Slides Storage Cabinet		1	1
35	Wax Block Storing Cupboard		1	1
36	Stop Watch			
c	<b>ORAL PATHOLOGY REPORTING STATION</b>			
1	Microscope Trinocular	With all attachments	1	1
2	Colour Printer		1	1
3	Desktop Computer		1	1

  
**PRINCIPAL**  
 Dayananda Sagar College of Dental Sciences  
 Kumaraswamy Layout,  
 Bangalore - 560 078.